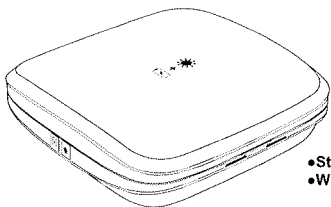




# Care Sterilizer

## Multi-Functional Wireless Charging Sterilization Box

Thank you for purchasing the Wireless Charging Sterilizing Box. Please read the instructions carefully before using this product.

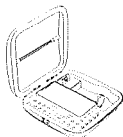


- Sterilization
- Wireless Charging

### SPECIFICATION

Product model	S4
Input	5V/2A;9V/2A
Wireless charging output	10W (max)
Headphone output	5W
Watch output	5W
UV output	2W
Internal cooling fan	5W
Size	202*202*52mm
Weight	503g
Color	White
Material	ABS+PC
Rated frequency	110-205kHz
Wireless charging conversion rate	73%
Transmission distance	≤6mm

### WHAT' S IN BOX



Sterilizer\*1



Type-C Cable\*1



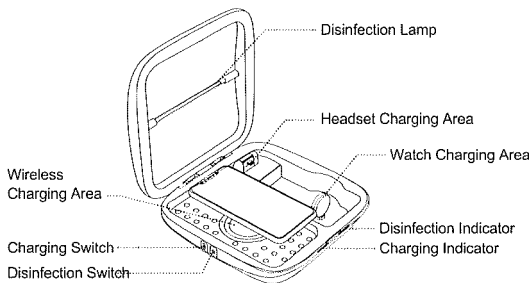
Instructions\*1

### HOW TO USE

1. Connect power supply with the usb-c cable, and then the red LED blinks one time, blue one blinks for one time too. Red LED indicates wireless charge mode and blue one indicates sterilization mode.
2. Put the items to be sterilized into the sterilization box, close the lid, and touch disinfection switch to start sterilization. It takes 3 minutes to finish sterilizing. After that, the light flashes for 5 seconds and then turns off.
3. Wireless charging function: place the mobile phone at the wireless part, touch the charging switch to start wireless charging. The red indicator keeps flashing(breathing) during wireless charging; The headset starts charging when it be plugged in, and the

apple watch can be charged when it is placed in the charging area.

4. Wireless charging can work with sterilization mode at the same time. When working together, red and blue indicator breath(flash) together; Charging and sterilizing can also work separately.



## NOTICE

- ① Before use, please connect power supply, the product stays in wireless charging mode, the indicator shows red, it will stay on for 30 seconds and then turn off to be standby if no device on charging area.
- ② If the red light is not on, please check whether the charging cable or plug connected to power supply correctly.
- ③ The indicator lights are red/blue.

## MAGNETIC SWITCH

The sterilizing box will automatically turn on the UV light to sterilize after you close the lid, and it will automatically close the UV light after opening the cover. With the design of magnetic switch, which prevent any harm to human body or eyes.

## TIPS

- ① When you don't need to sterilize phone or other item, it's better not to close the lid when charging phone watch and airpods, because high temperature may slow the charging speed.
- ② When you use it to charge your phone, turn on the charging switch, please place phone at right position to make sure it recognize your device well. If your phone doesn't seem to charge, please try to move your phone and see.

## ATTENTION

- ⊗ Do not disassemble the product by yourself
- ⊗ Do not use this product in high temperature or humid environment, please keep it away from fire and water
- ⊗ This product only work for the charging of smartphones that have wireless charge function, apple watch and airpods.
- ⊗ Do not place any metal substances at the wireless charge part of this product, please don't use metal protective case. If your phone case is a metal case, please take it off before charging.